

QUICK FACTS ABOUT

Organic IN CANADA



Organic By the Numbers 2020 Data

SALES

\$8.138B

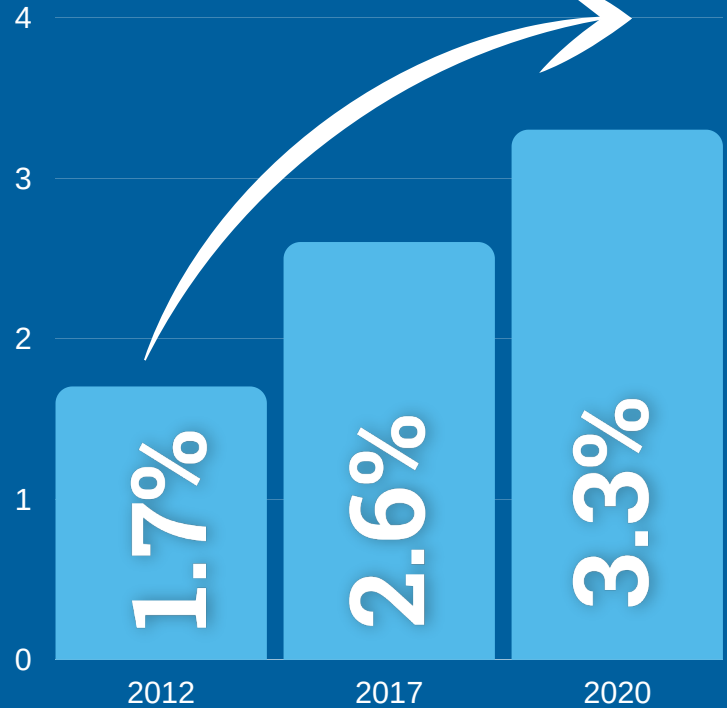
CANADIAN'S ANNUAL SPEND ON ORGANIC

VALUED AT
\$6.519B

80%

OF SALES ARE FOOD + BEVERAGE (NON ALCOHOLIC)

TOTAL MARKET SHARE



CONSUMERS

\$184

ON AVERAGE, CANADIANS WEEKLY SPEND ON ORGANIC GROCERY



54%

OF CANADIANS SAY THEY TRUST CANADA ORGANIC CERTIFIED

23%↑

OF CANADIANS ARE BUYING MORE ORGANIC THAN A YEAR AGO

CONSUMERS ASSOCIATE THE ORGANIC LOGO WITH:

NON-GENETICALLY ENGINEERED (NON-GMO)



STRONG STANDARDS

ANIMAL WELFARE



GOOD FOR THE ENVIRONMENT



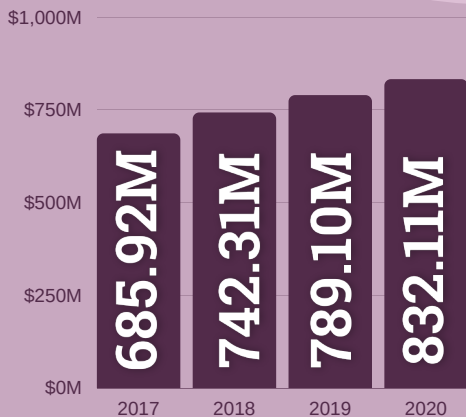
PESTICIDE FREE



MORE TASTY/HEALTHY



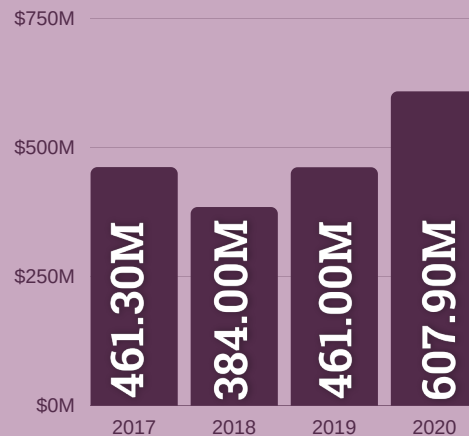
TRADE



\$607.9M

EXPORTS

31.8% growth rate in 2020 over 2019



*60% of imports are from the USA

\$832.1M

IMPORTS


5.4% growth rate in 2020 over 2019

CERTIFIED OPERATORS

Organic By the Numbers 2020 Data

*Data collection is directly from the organic certification bodies of all regulated organic programs including the Canada Organic Regime, British Columbia and Quebec programs

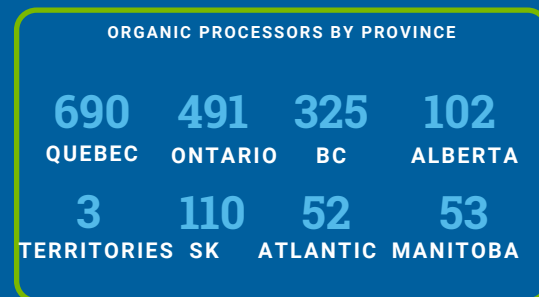

**Data was not provided by TCO-Cert therefore estimates were used.



4M

CERTIFIED ACRES

17% increase since 2019



5.9K

CERTIFIED PRODUCERS

5.4% increase since 2019



1.8K

CERTIFIED PROCESSORS

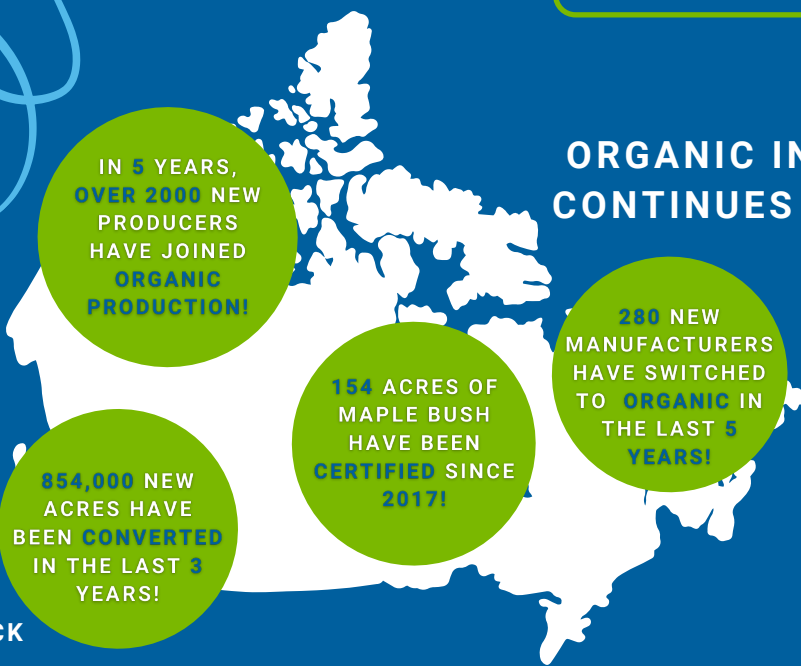
up 1.1% since 2019



799

CERTIFIED LIVESTOCK PRODUCERS

Minimal decrease of -1.4% since 2019



ORGANIC IN CANADA CONTINUES TO GROW!



7.6K

CERTIFIED ORGANIC OPERATIONS

1.9% growth rate since 2019

